


# **WRO Registration Process (Step-by-Step Guide)**

---

## 1. Visit the Official Website

Go to [wroindia.org](http://wroindia.org) and click on the “Register” button located at the top of the page.



The screenshot shows the WRO India website homepage. At the top left is the WRO India logo. The navigation menu includes: HOME, SEASON 2026, CATEGORY RULES 2026, HOTSPOT, PREVIOUS SEASON, RESULTS, PARTNERS, ALUMNI, UPDATES, MORE, REGISTER, and DONATE. The REGISTER button is highlighted with a green arrow. The main content area features the theme "Theme 2026: Robots Meet Culture" with an illustration of robots playing instruments. Below this is a "What To Expect?" section with text about the competition. On the right side, there is an "Enquire" form with fields for Name, Country (India), Phone (+91), Email, Organization Name, Need Clarity, and Message, along with a Submit button. A "Chat with us" button is visible in the bottom right corner.

**Participate In WRO India For Free**

## 2. Start New Registration

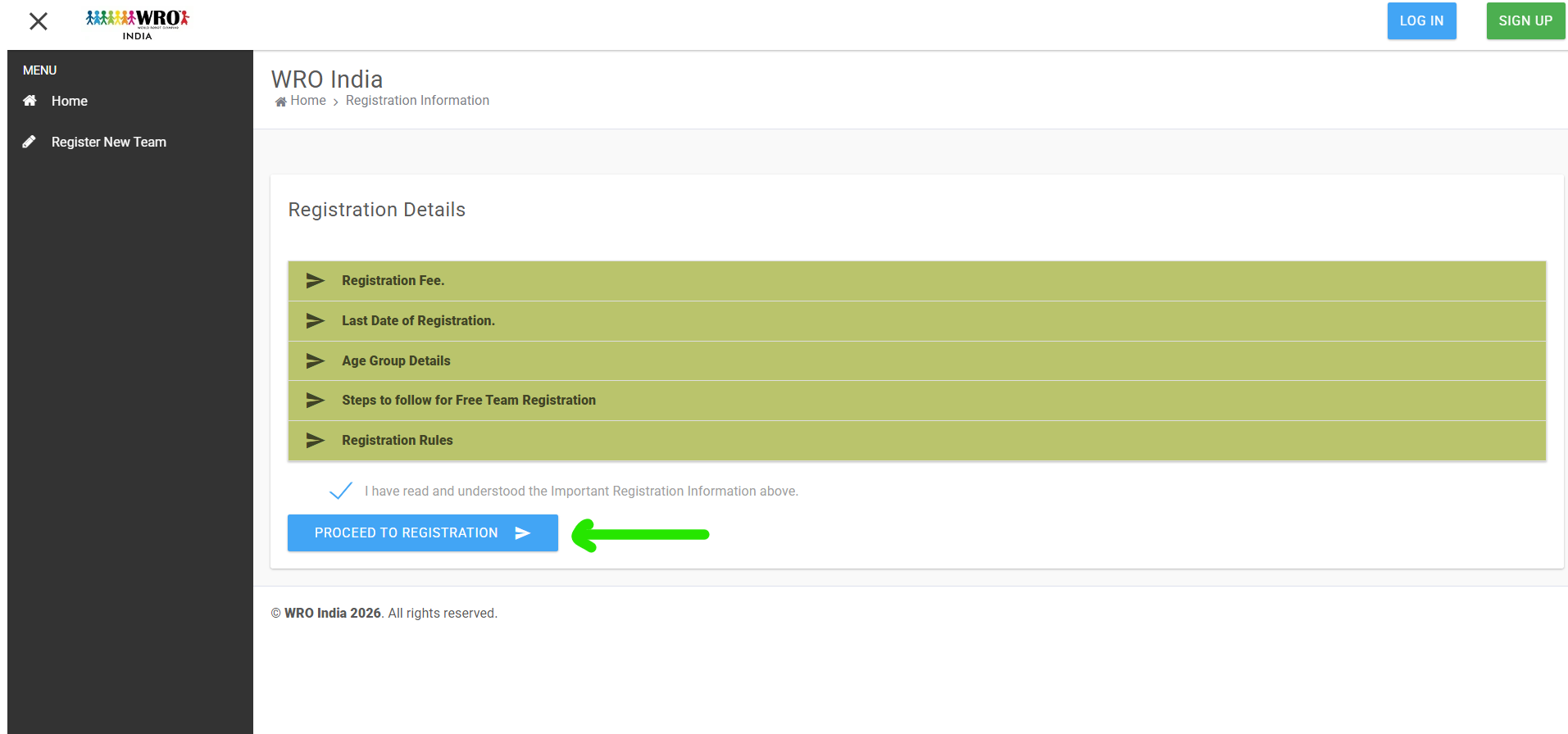
On the registration portal, click on “Register New Team”.



The screenshot shows the WRO India registration portal. At the top left, there is a close button (X) and the WRO India logo. At the top right, there are 'LOG IN' and 'SIGN UP' buttons. A dark sidebar menu on the left contains 'Home' and 'Register New Team', with a green arrow pointing to the latter. The main content area features the WRO India logo, a 'ROBOTS MEET CULTURE' graphic, and the text 'SEASON 2026'. Below this is a paragraph: 'For the 2026 challenge, we urge participants to look beyond purely technical applications and consider how robotics can become a vital tool to express, preserve, and share the unique heritage, arts, and human stories that form the very foundation of global culture and identity.' At the bottom, there are logos for joint organizers (India STEM Foundation and National Council of Science Museums), supported by (Ministry of Culture and Government of India), STEM-ED partner (RoboGenius), E-comm partner (Gugglu), and test prep partner (Prep Genius).

### 3. Proceed to Registration

Click on the “**Proceed to Registration**” button to begin.



WRO India

Home > Registration Information

#### Registration Details

- ▶ Registration Fee.
- ▶ Last Date of Registration.
- ▶ Age Group Details
- ▶ Steps to follow for Free Team Registration
- ▶ Registration Rules

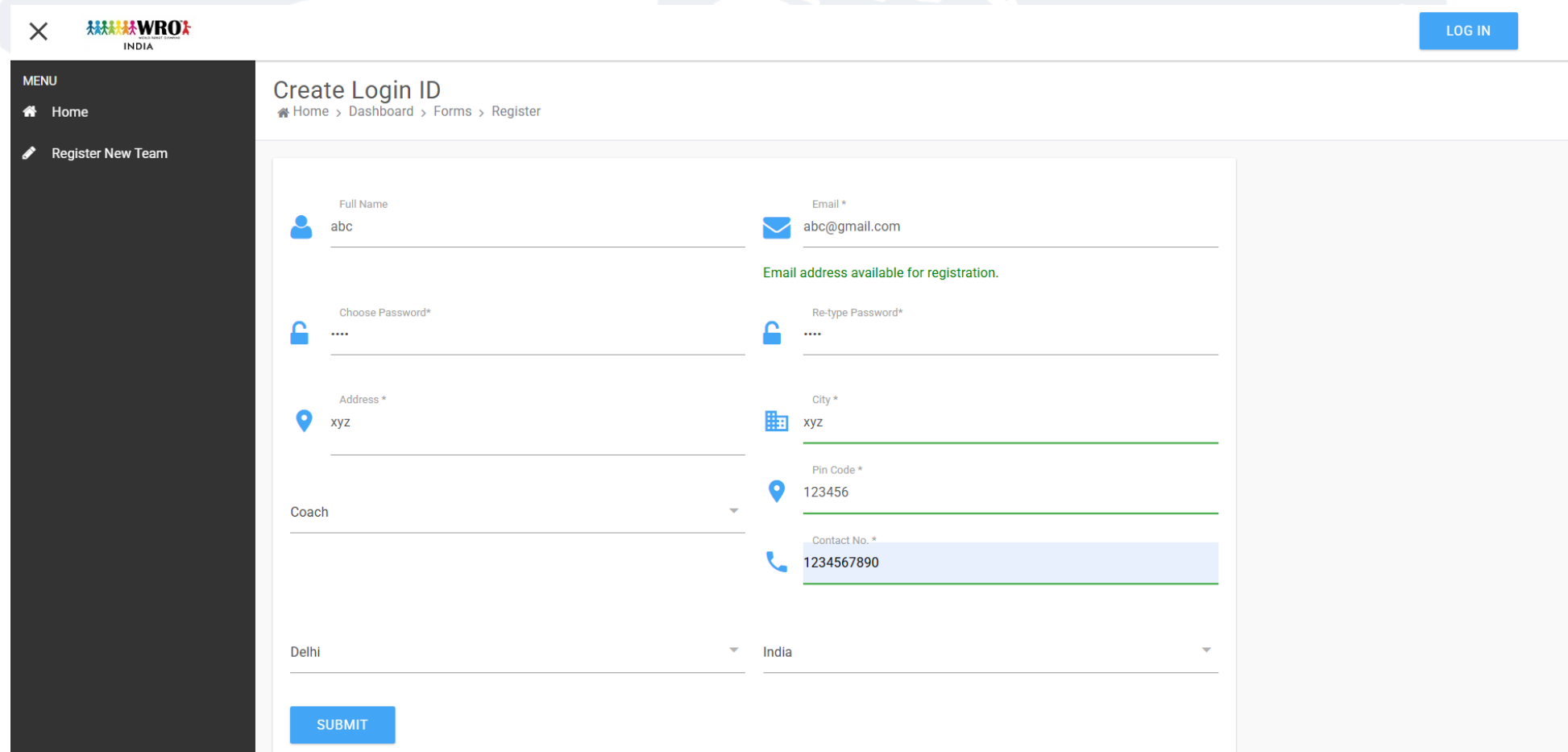
I have read and understood the Important Registration Information above.

[PROCEED TO REGISTRATION](#) ▶

© WRO India 2026. All rights reserved.

## 4. Fill Out the Form

Enter the required details in the form and click **“Submit”**.



The screenshot shows a web browser window with the WRO India logo in the top left and a 'LOG IN' button in the top right. A dark sidebar on the left contains a 'MENU' with 'Home' and 'Register New Team' options. The main content area is titled 'Create Login ID' with a breadcrumb trail: 'Home > Dashboard > Forms > Register'. The form contains several fields: 'Full Name' (abc), 'Email \*' (abc@gmail.com), 'Choose Password\*' (....), 'Re-type Password\*' (....), 'Address \*' (xyz), 'City \*' (xyz), 'Pin Code \*' (123456), 'Coach' (dropdown), 'Contact No. \*' (1234567890), 'Delhi' (dropdown), and 'India' (dropdown). A green message 'Email address available for registration.' is displayed above the password fields. A blue 'SUBMIT' button is at the bottom left.

WRO INDIA

LOG IN

MENU

- Home
- Register New Team

### Create Login ID

Home > Dashboard > Forms > Register

Full Name  
abc

Email \*  
abc@gmail.com

Email address available for registration.

Choose Password\*  
....

Re-type Password\*  
....

Address \*  
xyz

City \*  
xyz

Pin Code \*  
123456

Coach

Contact No. \*  
1234567890

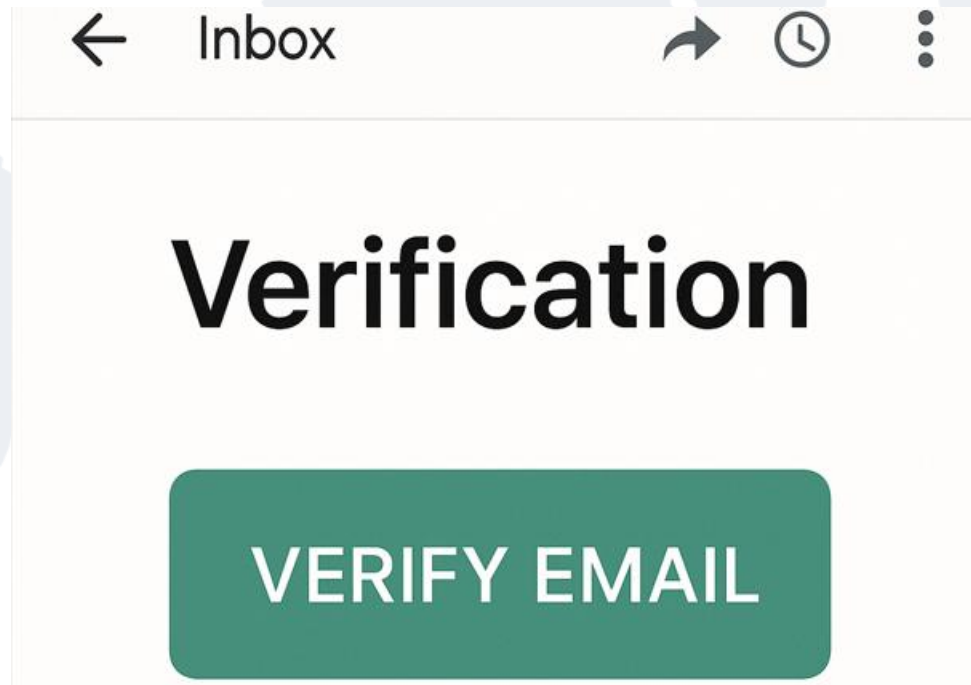
Delhi

India

SUBMIT

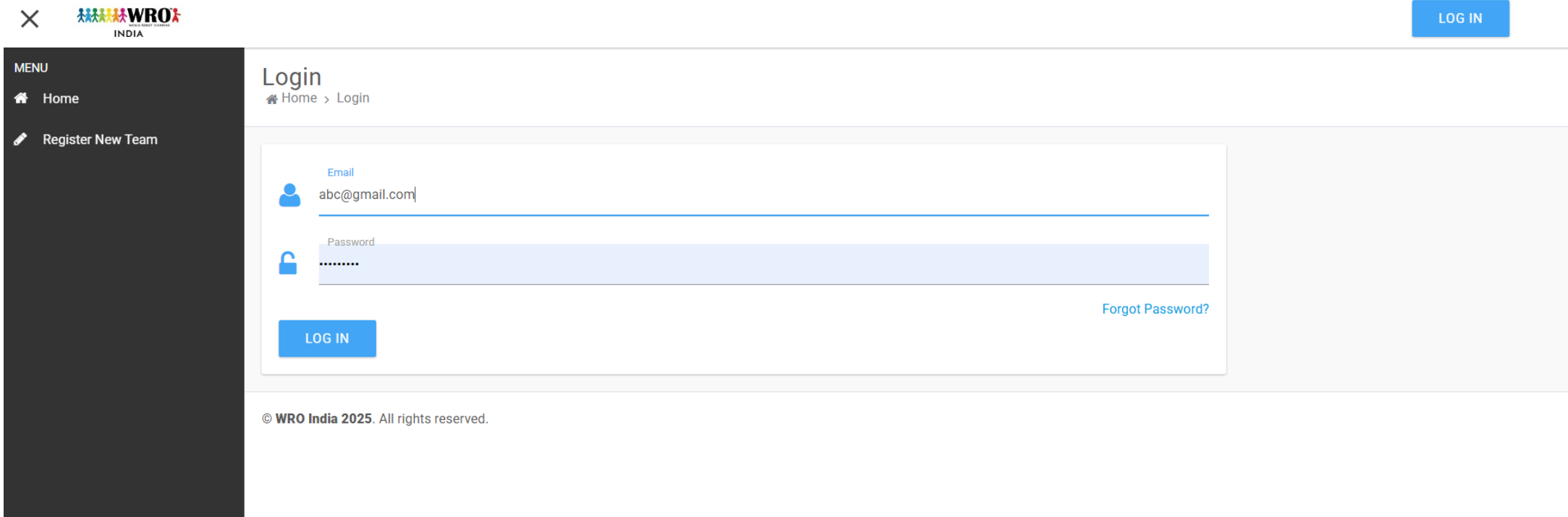
## 5. Verify Your Email

Open your inbox and click the **verification link** sent via email to activate your account.



## 6. Login to the Portal

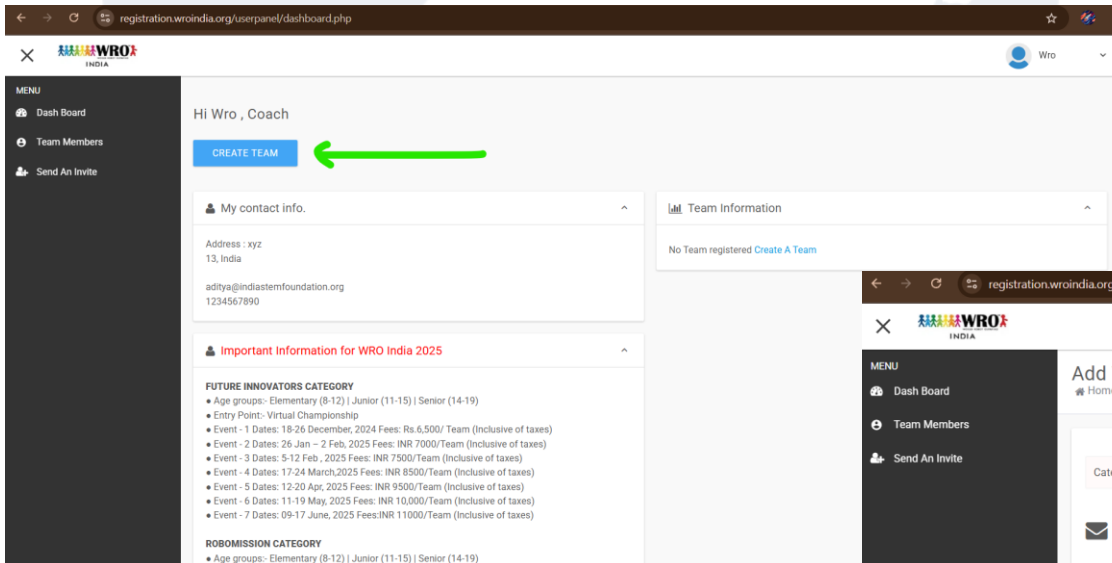
Once your account is verified, go back to the portal and log in using your credentials.



The screenshot shows the login interface of the WRO India portal. At the top left, there is a close button (X) and the WRO India logo. At the top right, there is a blue "LOG IN" button. On the left side, there is a dark sidebar menu with the following items: "MENU", "Home" (with a house icon), and "Register New Team" (with a pencil icon). The main content area is titled "Login" and includes a breadcrumb "Home > Login". It features two input fields: "Email" with the value "abc@gmail.com" and "Password" with masked characters. A "Forgot Password?" link is located to the right of the password field. A blue "LOG IN" button is positioned at the bottom left of the login form. At the bottom of the page, there is a copyright notice: "© WRO India 2025. All rights reserved."

## 7. Create Team & Enter Coach Details

Click on Create Team & Fill in the details of your **team** and **coach** to complete the form.



registration.wroindia.org/userpanel/dashboard.php

Hi Wro , Coach

[CREATE TEAM](#)

My contact info.

Address : xyz  
13, India

aditya@indiastemfoundation.org  
1234567890

Important Information for WRO India 2025

**FUTURE INNOVATORS CATEGORY**

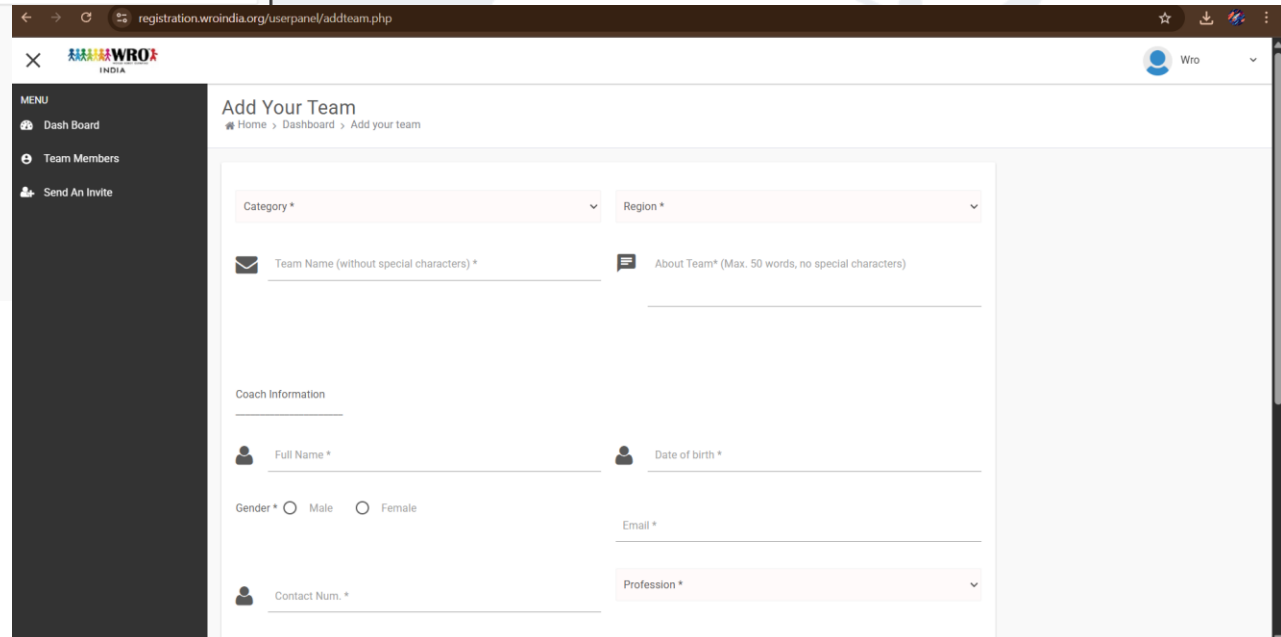
- Age groups: Elementary (8-12) | Junior (11-15) | Senior (14-19)
- Entry Point: Virtual Championship
- Event -1 Dates: 18-26 December, 2024 Fees: Rs.6,500/ Team (Inclusive of taxes)
- Event -2 Dates: 26 Jan – 2 Feb, 2025 Fees: INR 7000/Team (Inclusive of taxes)
- Event -3 Dates: 5-12 Feb , 2025 Fees: INR 7500/Team (Inclusive of taxes)
- Event -4 Dates: 17-24 March,2025 Fees: INR 8500/Team (Inclusive of taxes)
- Event -5 Dates: 12-20 Apr, 2025 Fees: INR 9500/Team (Inclusive of taxes)
- Event -6 Dates: 11-19 May, 2025 Fees: INR 10,000/Team (Inclusive of taxes)
- Event -7 Dates: 09-17 June, 2025 Fees:INR 11000/Team (Inclusive of taxes)

**ROBOMISSION CATEGORY**

- Age groups: Elementary (8-12) | Junior (11-15) | Senior (14-19)

Team Information

No Team registered [Create A Team](#)



registration.wroindia.org/userpanel/addteam.php

**Add Your Team**

Home > Dashboard > Add your team

Category \*      Region \*

Team Name (without special characters) \*      About Team\* (Max. 50 words, no special characters)

Coach Information

Full Name \*      Date of birth \*

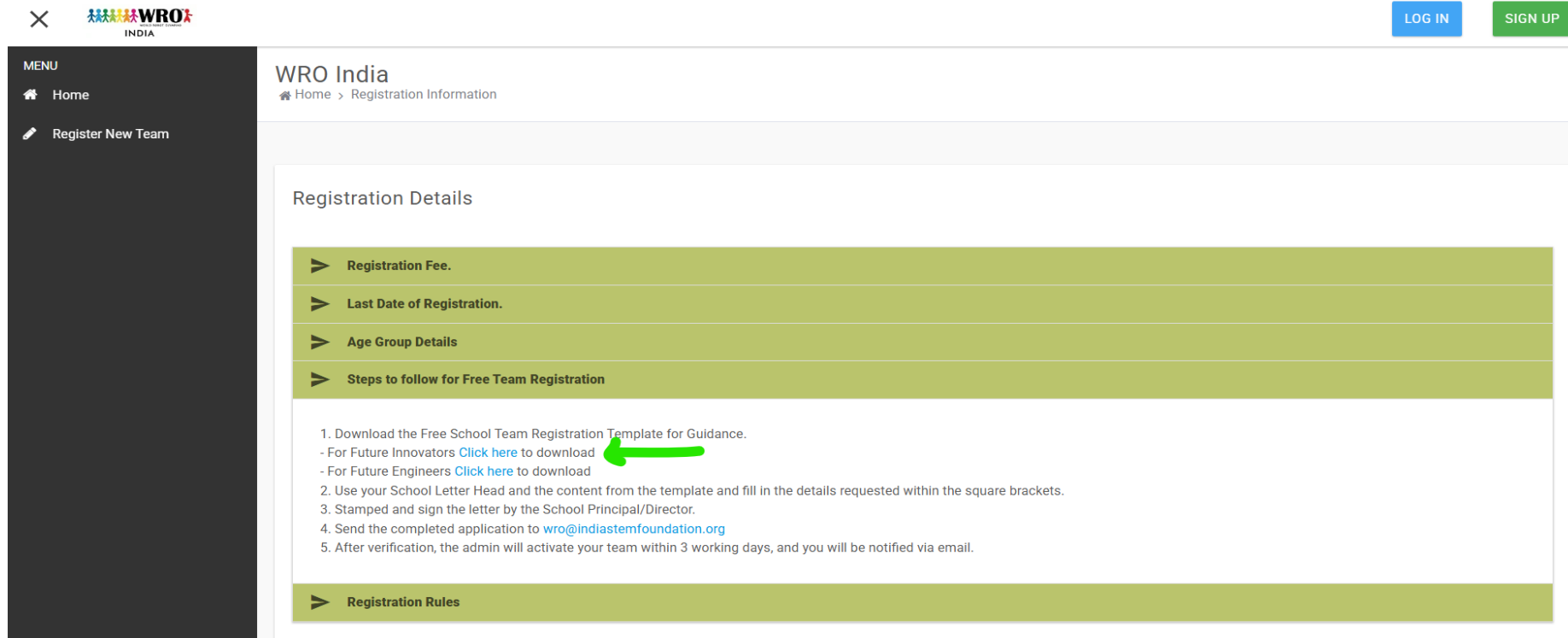
Gender \*  Male  Female      Email \*

Contact Num. \*      Profession \*

## 8. Send School Team Letter via Email

After entering the team and coach details, **email the team information to [wro@indiastemfoundation.org](mailto:wro@indiastemfoundation.org)** in this format:

**<https://registration.wroindia.org/images/Free%20School%20Team%20Registration%20Template.pdf>**



WRO India  
Home > Registration Information

MENU  
Home  
Register New Team

LOG IN SIGN UP

### Registration Details

- Registration Fee.
- Last Date of Registration.
- Age Group Details
- Steps to follow for Free Team Registration

- Download the Free School Team Registration Template for Guidance.
  - For Future Innovators [Click here](#) to download
  - For Future Engineers [Click here](#) to download
- Use your School Letter Head and the content from the template and fill in the details requested within the square brackets.
- Stamped and sign the letter by the School Principal/Director.
- Send the completed application to [wro@indiastemfoundation.org](mailto:wro@indiastemfoundation.org)
- After verification, the admin will activate your team within 3 working days, and you will be notified via email.

- Registration Rules

## Free School Team Registration Template:

To,  
The India STEM Foundation  
H-6, Block H, South City I, Sector 41, Gurugram, Haryana 122001 Gurgaon, Haryana

**Sub: Free School Team Registration for WRO Future Innovators 2026**

Dear Sir/Madam,

We [**School Name & Address**] would like to request you to please register our Team [**Team Name**] for free in the WRO 2026 Future Innovators [**Elementary/Junior/Senior**] Category in [**Event No.**]. We would like to claim our free team for the season. This team is mentored by our coach [**Coach Name, Mobile Number and Email Address**] and has the following team members [**All Student Names with their Date of Birth**].

I, the undersigned, confirm that all information provided by me is accurate. Kindly issue us the free registration coupon to apply on the WRO registration website.

Name: \_\_\_\_\_

Mobile Number: \_\_\_\_\_

Email Address: \_\_\_\_\_

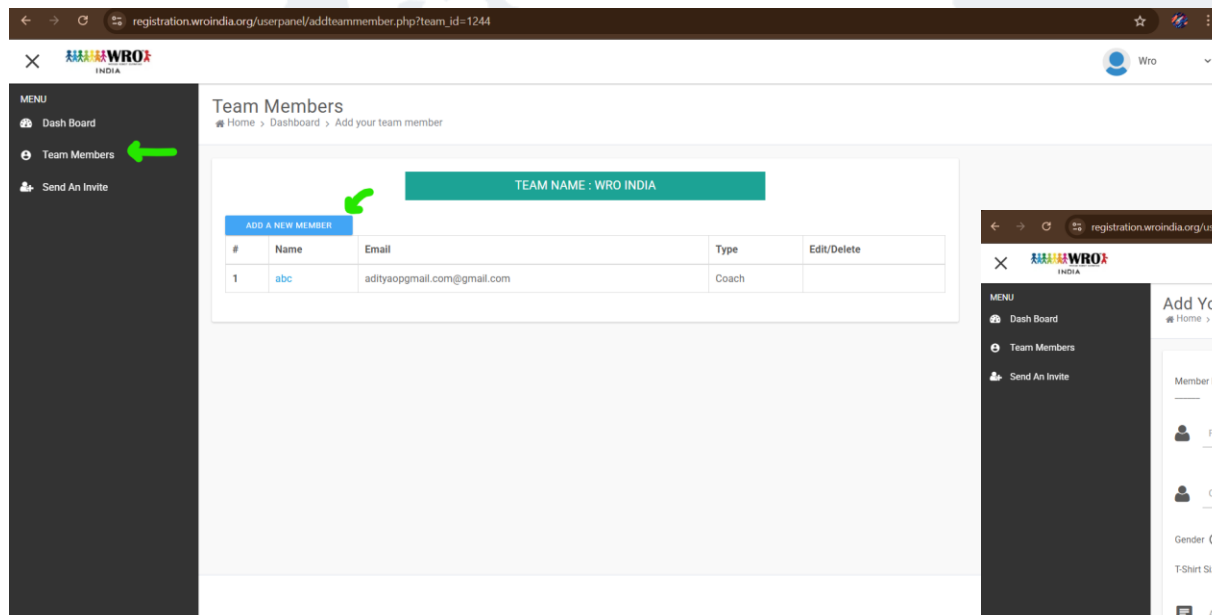
Signature and Stamp of the Principal/Director Date:

### 9. Wait for Activation

The **WRO team will activate your registration** from their end in **3 working days**.

## 10. Add Team Member Details

Once your registration is activated, **log in again** and add the individual details of all **team members**.



registration.wroindia.org/userpanel/addteammember.php?team\_id=1244

WRO INDIA

Wro

MENU

- Dash Board
- Team Members
- Send An Invite

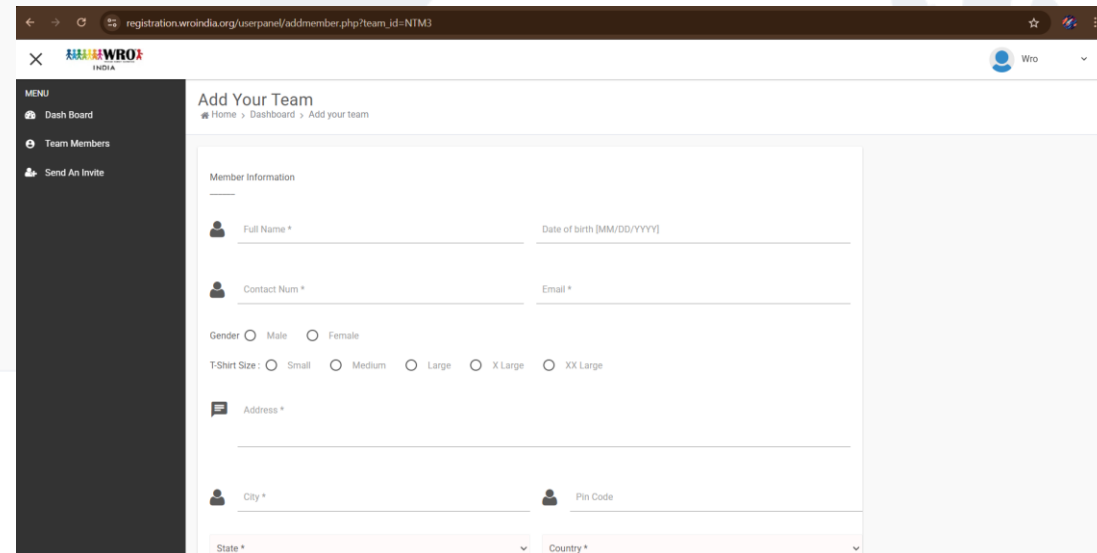
Team Members

Home > Dashboard > Add your team member

TEAM NAME : WRO INDIA

ADD A NEW MEMBER

#	Name	Email	Type	Edit/Delete
1	abc	adityaop@gmail.com@gmail.com	Coach	



registration.wroindia.org/userpanel/addmember.php?team\_id=NTM3

WRO INDIA

Wro

MENU

- Dash Board
- Team Members
- Send An Invite

Add Your Team

Home > Dashboard > Add your team

Member Information

Full Name \* Date of birth [MM/DD/YYYY]

Contact Num \* Email \*

Gender  Male  Female

T-Shirt Size :  Small  Medium  Large  X Large  XX Large

Address \*

City \* Pin Code

State \* Country \*



**Thank You**